

BaseballGB Basic Scorecard

		R	H	E
✓	WASHINGTON	13	13	0
	CHICAGO CBS	5	10	0

Date: 22/08/2008 Witnessed via: MLB.TV
 Ballpark: WEIGLER FIELD
 Series: Game 1 of 3, Pre-game: Nats (45-83), Cubs (78-49)
 Scorer: Matth Smith

#	Batters	P	IN	1	10	19	28	37	46	H	AB	BB	R	BI
7	BONIFACIO	4	1	1	10	19	28	37	46	2	5	0	2	0
15	GUZMAN	6	2	2	11	20	29	38	47	1	4	1	1	1
11	ZIMMERMAN	5	3	3	12	21	30	39	48	0	4	1	1	0
14	MILLEDGE	8	4	4	13	22	31	40	49	1	4	0	0	1
10	BELLIARD	3	5	5	14	23	32	41	50	4	5	0	3	2
29	LANGERHANS	9	6	6	15	24	33	42	51	0	1	1	0	0
25	KEARNS	9	24	24	15	24	33	42	51	0	1	2	2	0
1	HARRIS	7	7	7	16	25	34	43	52	2	4	1	3	6
53	NIEVES	2	8	8	17	26	35	44	53	0	3	0	0	0
3	FLORES	2	35	35	17	26	35	44	53	2	2	0	1	0
31	LANNAN	1	9	9	18	27	36	45	54	0	3	0	0	0
8	BOONE	PH	36	36	18	27	36	45	54	1	1	0	0	3
4	ORR	PH	45	45	18	27	36	45	54	0	1	0	0	0

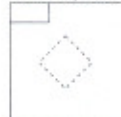
Additional Batters

Bats

	1	2	3	4	5	6	7	8	9	10	11	12
R	0	0	0	0	0	6	1	3	3	13		
H	0	0	0	2	0	3	2	3	3	13		
E	0	0	0	0	0	0	0	0	0	0		
L	0	1	0	2	0	0	0	1	1	5		

#	Opp. Pitchers	L/R	IN	O	WLS	BF	IP	H	R	ER	SO	BB	HR
21	MARQUIS	R	1	23	-	23	5.1	3	4	4	3	3	0
48	COTIS	L	24	27	L	4	0.2	1	2	2	1	1	1
62	HOWRY	R	28	31	-	4	1.0	2	1	1	0	0	0
57	GANDIN	R	32	45	-	14	2.0	6	6	6	3	2	2

Auxiliary box



Auxiliary box



AB	38	Sums must be equal
BB	6	
SAC	1	R 13
HBP	0	PO 27
INT	0	LOB 5
SUM	45	SUM 45

#: Uniform number. L/R: Left or right-handed. IN: Scorebox number of pitcher's first at-bat.
 O: (out) Scorebox number of pitcher's last at-bat. WLS: Win, Loss or Save.
 BF: Batters faced (number of). IP: Innings Pitched. H: Hits allowed. R: Runs conceded.
 ER: Earned runs conceded. SO: Strike Outs. BB: Base on balls (Walks). HR: Home runs.

1 hour rain delay prior to start.

BaseballGB Basic Scorecard

	R	H	E
WASHINGTON	13	13	0
✓ CHICAGO CUBS	5	10	0

W: LANNAN (7-12)
 L: GOTTIS (0-2)
 S: N/A

Start (Local/UK): 14.23 / 20.23
 Finish (Local/UK): 17.23 / 23.10
 Duration: 2 hrs 47 min.

Att. 40,515.

#	Batters	P	IN	1	10	19	28	37	46	H	AB	BB	R	BI
12	SORIANO	7	1	25 2 1 25 2	10	19	28	37	46	0	3	1	1	0
17	FONTENOT	PH	37	25 2 1 25 2	10	19	28	37	46	0	1	0	0	0
2	THURIOT	6	2	2	11	20	29	38	47	1	5	0	0	1
25	LEE	3	3	3	12	21	30	39	48	2	4	0	1	1
16	RAMIREZ	5	4	4	13	22	31	40	49	0	4	0	0	0
9	JOHNSON	8	5	5	14	23	32	41	50	1	4	0	0	0
18	SATO	2	6	6	15	24	33	42	51	1	3	1	1	0
7	DE ROSA	9	7	7	16	25	34	43	52	2	3	1	1	2
5	CERENO	4	8	8	17	26	35	44	53	1	4	0	1	0
21	MARGUIS	1	9	9	18	27	36	45	54	1	2	0	0	0
1	FUKUDOME	PH	27	9	18	27	36	45	54	0	1	0	0	0
33	WARD	PH	36	9	18	27	36	45	54	1	1	0	0	0

Additional Batters

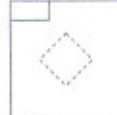
Bats

	1	2	3	4	5	6	7	8	9	10	11	12
R	1	0	1	2	0	0	1	0	0	5		
H	1	0	1	3	0	1	2	1	1	10		
E	0	0	0	0	0	0	0	0	0	0		
L	1	2	0	0	0	0	1	1	1	6		

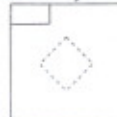
	1	2	3	4	5	6	7	8	9	10	11	12
R	1	0	1	2	0	0	1	0	0	5		
H	1	0	1	3	0	1	2	1	1	10		
E	0	0	0	0	0	0	0	0	0	0		
L	1	2	0	0	0	0	1	1	1	6		

#	Opp. Pitchers	L/R	IN	O	WLS	BF	IP	H	R	ER	SO	BB	HR
31	LANNAN	L	1	27	W	27	6.1	6	5	5	3	3	2
59	SHELL	R	28	30	n	3	0.2	1	0	0	1	0	0
52	RIVERA	R	31	34	-	4	1.0	1	0	0	1	0	0
43	COLOME	R	35	38	-	4	1.0	1	0	0	0	0	0

Auxiliary box



Auxiliary box



AB	35	Sums must be equal
BB	3	
SAC	0	R 5
HBP	0	PO 27
INT	0	LOB 6
SUM	38	SUM 38