

# BaseballGB 'Reference' Scorecard

|   |           |   |   |   |
|---|-----------|---|---|---|
| ✓ | CLEVELAND | R | H | E |
|   | ARIZONA   |   |   |   |

*Spring Training*

Date: Fri 25/03/2016 Witnessed via: MLB.TV

Ballpark: SALT RIVER FIELDS, TALKING STICK

Series: SPRING TRAINING

Scorer: \_\_\_\_\_

| #  | Batters       | P  | IN | 1      | 2  | 3  | 4  | 5  | 6  | 7 | 8 | 9 | 10 | 11 | 12 | H | AB | BB | R | BI |
|----|---------------|----|----|--------|----|----|----|----|----|---|---|---|----|----|----|---|----|----|---|----|
| 72 | T. NAQUIN L   | 8  | 1  | 2-6 CS | 10 | 19 | 28 | 37 | 46 |   |   |   |    |    |    |   |    |    |   |    |
| 11 | J. RAMIREZ L  | 4  | 2  |        | 11 | 20 | 29 | 38 | 47 |   |   |   |    |    |    |   |    |    |   |    |
| 41 | C. SANTANA S  | 3  | 3  |        | 12 | 21 | 30 | 39 | 48 |   |   |   |    |    |    |   |    |    |   |    |
| 10 | Y. GOMES R    | 2  | 4  |        | 13 | 22 | 31 | 40 | 49 |   |   |   |    |    |    |   |    |    |   |    |
|    | W. VENABLE L  | 9  | 5  |        | 14 | 23 | 32 | 41 | 50 |   |   |   |    |    |    |   |    |    |   |    |
|    | R. GROSSMAN S | DH | 6  |        | 15 | 24 | 33 | 42 | 51 |   |   |   |    |    |    |   |    |    |   |    |
|    | G. URSUELA R  | 5  | 7  |        | 16 | 25 | 34 | 43 | 52 |   |   |   |    |    |    |   |    |    |   |    |
|    | T. HAMKINS R  | 7  | 8  |        | 17 | 26 | 35 | 44 | 53 |   |   |   |    |    |    |   |    |    |   |    |
|    | E. GONZALEZ R | 6  | 9  |        | 18 | 27 | 36 | 45 | 54 |   |   |   |    |    |    |   |    |    |   |    |

**Abbreviations**

**Getting on base**  
 1B: Single.  
 2B: Double.  
 3B: Triple.  
 HR: Home run.  
 BB: Base on Balls (Walk).  
 IBB: Intentional Base on Balls.  
 HBP: Hit by Pitch.  
 E: Error.  
 FC: Fielder's Choice.  
 I/O: Interference/Obstruction.

**Outs**  
 Note: # = insert the position number of the relevant fielder(s).  
 K: Strike out (Backwards 'K' for a called third strike).  
 U#: Unassisted putout.  
 P#: Pop out.  
 L#: Line out.  
 F#: Fly out.  
 (Optional: put an 'f' in front of the P, L, or F if the out was recorded in foul territory)  
 SF#: Sacrifice fly out.  
 SacB: Sacrifice bunt.  
 FO: Force Out.  
 DP: Double Play.  
 TP: Triple Play.  
 CS: Caught Stealing.

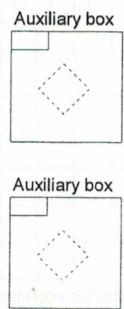
When more than one fielder is involved in the same play, chart the movement of the ball between the fielders using their fielding position numbers\*. For example:  
 #-#: Assist and putout (e.g. second baseman to first baseman = 4-3)  
 #-#-#: Assist, assist and putout (e.g. shortstop to the second baseman to the first baseman = 6-4-3).

| Additional Batters | Bats | 1 | 2 | 3 | 4 | 5 | 6 | 7 | 8 | 9 | 10 | 11 | 12 |
|--------------------|------|---|---|---|---|---|---|---|---|---|----|----|----|
|                    |      | 0 | 0 | 0 | 0 | 0 | 1 | 0 |   |   |    |    |    |
|                    |      | 1 | 0 | 1 | 0 | 0 | 1 | 1 |   |   |    |    |    |
|                    |      | 0 | 0 | 0 | 1 | 0 | 0 | 0 |   |   |    |    |    |
|                    |      | 0 | 1 | 1 | 1 | 0 | 0 | 1 |   |   |    |    |    |

**Base advancement**  
 BK: Balk.  
 SB: Stolen Base.  
 WP: Wild Pitch.  
 PB: Passed Ball.

\* Refer to the diagram overleaf.

| # | Opp. Pitchers | L/R | IN | O  | WLS | BF | IP  | H | R | ER | SO | BB | HR |
|---|---------------|-----|----|----|-----|----|-----|---|---|----|----|----|----|
|   | S. MILLER     | R   | 1  | 24 |     | 24 | 6.2 | 3 | 1 | 1  | 4  | 1  | 1  |
|   | A. CUFIN      | L   | 25 |    |     |    |     |   |   |    |    |    |    |



**Proof Box**  
Sums must be equal.

|     |  |     |  |
|-----|--|-----|--|
| AB  |  |     |  |
| BB  |  |     |  |
| SAC |  | R   |  |
| HBP |  | PO  |  |
| I/O |  | LOB |  |
| SUM |  | SUM |  |

**Runs.** If a player scores a run, put a dot in the bottom left-hand corner of his box.

**RBIs.** Put one dot in the middle of the diamond for each RBI gained on the plate appearance.

**Outs.** When a player makes an out, record which out of the inning it was by writing the number (1, 2 or 3) and circling it.

**Additional Batters.** Use when more than three batters hit in one batting lineup spot. Note the lineup spot number (1-9) in the 'Bats' box.  
**Auxiliary boxes.** Use when a plate appearance is voided, noting the voided PA number (e.g. '13a' if the voided PA would have been 14).



### BaseballGB 'Reference' Scorecard

|           |   |   |   |
|-----------|---|---|---|
|           | R | H | E |
| CLEVELAND |   |   |   |
| ✓ ARIZONA |   |   |   |

W: \_\_\_\_\_ Start (Local/UK): \_\_\_\_\_  
 L: \_\_\_\_\_ Finish (Local/UK): \_\_\_\_\_  
 S: \_\_\_\_\_ Duration: \_\_\_\_\_

| # | Batters          | P | IN | 1               | 2              | 3         | 4 | 5 | 6 | 7 | 8 | 9 | 10 | 11 | 12 | H | AB | BB | R | BI |
|---|------------------|---|----|-----------------|----------------|-----------|---|---|---|---|---|---|----|----|----|---|----|----|---|----|
| 1 | S. BRITO L       | 8 | 1  | 1 2-4 CS (1) 1B | 10 2-4 CS 1B   | 19 4-3 3  |   |   |   |   |   |   |    |    |    |   |    |    |   |    |
| 2 | B. DEURER R      | 4 | 2  | 3 2B            | 11 5-3 3       | 20 6 1B   |   |   |   |   |   |   |    |    |    |   |    |    |   |    |
| 3 | P. GOLDSCHMIDT R | 3 | 3  | 4-3 2           | 12 4 6-3 1     | 21 5-4 1B |   |   |   |   |   |   |    |    |    |   |    |    |   |    |
| 4 | D. PERALTA L     | 9 | 4  | 3 1B            | 13 2-4 (G) 1B  | 22 6 5 1B |   |   |   |   |   |   |    |    |    |   |    |    |   |    |
| 5 | W. CASTILLO R    | 2 | 5  | 2 1B            | 14 1B          | 23 SF8 1  |   |   |   |   |   |   |    |    |    |   |    |    |   |    |
| 6 | J. LAMB L        | 5 | 6  | 1B              | 15 F7 3        | 24 1B     |   |   |   |   |   |   |    |    |    |   |    |    |   |    |
| 7 | Y. TOMAS R       | 7 | 7  | 2 1B            | 16 4-5 DP 1B   | 25 F9 2   |   |   |   |   |   |   |    |    |    |   |    |    |   |    |
| 8 | C. AEREMANN DH   |   | 8  | 3 K4            | 17 4-6-3 GDP 2 | 26 F9 3   |   |   |   |   |   |   |    |    |    |   |    |    |   |    |
| 9 | N. ANNEO R       | 6 | 9  | 5-3 1           | 18 1B          | 27 1B     |   |   |   |   |   |   |    |    |    |   |    |    |   |    |

#: Uniform number

AB: At-bat. A player is not credited with an at-bat if: a) he reaches base via a walk or 'hit by pitch', b) if he 'sacrifices' himself.

BB: Base on Balls (Walk)

BI: (Runs) Batted In: A batter gets credited with one BI for each runner that scores as a result of his plate appearance. This includes when a batter walks with the bases loaded and when a run scores on a 'sacrifice' out. A batter does not get a BI if he hits into a double play, or would have hit into a double play had the person fielding at first base not committed an error. (More commonly referred to as an RBI).

E: Error(s)

H: Hit. A player does not get credited with a hit if he reaches base on an error or as a result of a 'fielder's choice' (when a fielder chooses to put out another runner instead).

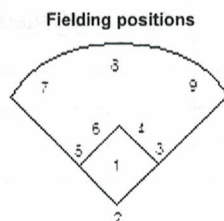
IN: The relevant box number of the batter's first plate appearance.

LOB: The number of runners left on base at the end of an inning.

P: (Fielding) Position. This refers to the number or abbreviation as set out below.

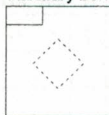
R: Runs.

| Additional Batters |  | Bats | 1      | 2 | 3 | 4 | 5 | 6 | 7 | 8 | 9 | 10 | 11 | 12 |
|--------------------|--|------|--------|---|---|---|---|---|---|---|---|----|----|----|
|                    |  |      | Runs   | 0 | 1 | 0 | 0 | 0 | 3 |   |   |    |    |    |
|                    |  |      | Hits   | 2 | 1 | 1 | 1 | 2 | 4 |   |   |    |    |    |
|                    |  |      | Errors | 0 | 0 | 0 | 0 | 0 | 0 |   |   |    |    |    |
|                    |  |      | LOB    | 1 | 0 | 0 | 1 | 1 | 1 |   |   |    |    |    |

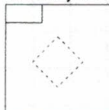


| # | Opp. Pitchers | L/R | IN | O  | WLS | BF | IP  | H  | R | ER | SO | BB | HR |
|---|---------------|-----|----|----|-----|----|-----|----|---|----|----|----|----|
|   | C. KLUBER     | R   | 1  | 26 |     | 26 | 6.0 | 11 | 4 | 4  | 4  | 0  | 1  |

Auxiliary box



Auxiliary box



**Proof Box**  
Sums must be equal.

|     |     |  |
|-----|-----|--|
| AB  |     |  |
| BB  |     |  |
| SAC | R   |  |
| HBP | PO  |  |
| I/O | LOB |  |
| SUM | SUM |  |

SAC: Sacrifice outs.  
 PO: Put Outs.  
 HBP: Hit by pitch.  
 I/O: Interference/ Obstruction  
 LOB: Left on Base.

- 1: Pitcher.
  - 2: Catcher.
  - 3: First baseman.
  - 4: Second baseman.
  - 5: Third baseman.
  - 6: Shortstop.
  - 7: Left fielder.
  - 8: Centre fielder.
  - 9: Right fielder.
- DH: Designated Hitter.  
 PH: Pinch Hitter.  
 PR: Pinch Runner.