

BaseballGB 'Reference' Scorecard

	R	H	E
✓ HOUSTON ASTROS	10	8	0
OKLAND A's	6	10	2

Jackie Robinson Day - all wearing #42

Date: 15/04/2017

Witnessed via: BT Sport

Ballpark: OAKLAND COLISEUM

Series: Gm 2 of 3, now lead 1-0.

Scorer:

#	Batters	P	IN	1	10	19	28	37	46	H	AB	BB	R	BI
	G. SPRINGER	9	1	6-3 ①	F8 ①	3 2 4 BB3	2 3 FC	3 0 NL		1	4	1	3	2
	A. BREGMAN	5	1	SB(a) HBP	F7 ②	4 3 2 1 4	6-4 FC ②	LS ③		1	3	1	1	1
	J. ALTUVE	4	1	K1 ②	6-3 ③	6 4 2 1 5	SB4 ② SB4 FC	5 4 1 6		1	4	1	1	0
	C. CORREA	6	1		K5 ①	6 6 2 1 6	K1 ③	6 1 6 HBP (1)		0	3	1	0	0
	M. FIENS (P)	PR	4											
	C. BELTRAN	PR	1											
	J. REDDICK	PR	33	K2 ①	6-3 ②	K1 ①	7 5 6 3 1 6	F7 ①		0	3	1	0	0
	E. GATTIS	2	1											
	B. MCCANN	PR	24	K3 ①	F8 ③	4-6 DP ①	WP 7 8 3 6 2	4 1 1 1 1 1		0	2	0	0	0
	Y. GONZALEZ	3	1											
	M. GONZALEZ	PR	25	K4 ②	1-3 ①	4-6-3 GDP ③	5-3 ①	K1 ②		0	2	0	0	0
	N. ADRI	7	1											
	J. MARIANICK	8	1											

Abbreviations

Getting on base

1B: Single.
2B: Double.
3B: Triple.
HR: Home run.
BB: Base on Balls (Walk).
IBB: Intentional Base on Balls.
HBP: Hit by Pitch.
E: Error.
FC: Fielder's Choice.
I/O: Interference/Obstruction.

Outs

Note: # = insert the position number of the relevant fielder(s).*

K: Strike out (Backwards 'K' for a called third strike).
U#: Unassisted putout.
P#: Pop out.
L#: Line out.
F#: Fly out.
(Optional: put an 'I' in front of the P, L, or F if the out was recorded in foul territory)
SF#: Sacrifice fly out.
SacB: Sacrifice bunt.
FO: Force Out.
DP: Double Play.
TP: Triple Play.
CS: Caught Stealing.

When more than one fielder is involved in the same play, chart the movement of the ball between the fielders using their fielding position numbers*. For example:

#-#: Assist and putout (e.g. second baseman to first baseman = 4-3)

#-#-#: Assist, assist and putout (e.g. shortstop to the second baseman to the first baseman = 6-4-3).

Base advancement

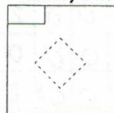
BK: Balk.
SB: Stolen Base.
WP: Wild Pitch.
PB: Passed Ball.

* Refer to the diagram on overleaf.

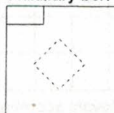
Additional Batters	Bats	1	2	3	4	5	6	7	8	9	10	11	12
B. MCCANN ✓		0	0	0	0	0	2	2	4	2	10		
J. REDDICK ✓		0	0	0	0	0	0	3	2	3	8		
M. GONZALEZ ✓		0	0	0	0	0	2	0	0	0	2		
		2	0	1	0	0	2	1	0	1	7		

#	Opp. Pitchers	L/R	IN	O	WLS	BF	IP	H	R	ER	SO	BB	HR
	S. MANAGA	L	1	22		22	5.0	0	2	0	6	5	0
	R. DULL	R	23	25		3	1.0	0	0	0	1	1	0
	L. NENOWIKS	R	26	28		4	0.1	3	2	2	1	0	1
	S. CASILLA	R	30	34		5	0.2	0	2	2	1	2	0
	S. DOOLITTLE	L	35	38		4	0.2	2	2	2	0	0	1
	F. MONTAS	R	39	44		6	1.0	3	2	2	1	0	0

Auxiliary box



Auxiliary box



Proof Box

Sums must be equal.

AB		
BB		
SAC	R	
HBP	PO	
I/O	LOB	
SUM	SUM	



Runs. If a player scores a run, put a dot in the bottom left-hand corner of his box.



RBI's. Put one dot in the middle of the diamond for each RBI gained on the plate appearance.



Outs. When a player makes an out, record which out of the inning it was by writing the number (1, 2 or 3) and circling it.

(1) Correa out of game, hit by pitch on the hand - Used all P players.

Redick @ 1B, Bregman SS, Gonzalez @ 3B. in 8th - Fries = ~~4th~~ 4th in pitcher spot + lose DH in lineup

BaseballGB 'Reference' Scorecard

	R	H	E
ASTROS			
✓ A's			

W: _____
L: _____
S: _____

Start (Local/UK): _____
Finish (Local/UK): _____
Duration: _____

#	Batters	P	IN									H	AB	BB	R	BI
	M. JOYCE	9	1	10	19	28	37	46				0	4	0	0	1
				L4 ①	K3 ③	F7 ③	X2 ②	SF8 ②								
	T. PUFFE	5	2	11	20	29	38	47				1	3	2	1	1
				5-3 ⑥	4-3 ③	3-1 ②	2-1 ②	1-3 ③								
	J. LOWRIE	4	3	12	21	30	39	48				1	4	1	0	0
				K1 ③	4-3 ③	3-1 ②	2-1 ②	1-3 ③								
	K. DAVIS	7	4	13	22	31	40	49				3	5	0	2	1
				5-3 ⑥	4-3 ③	3-1 ②	2-1 ②	1-3 ③								
	S. VOLT	2	5	14	23	32	41	50				1	5	0	1	0
				5-3 ⑥	4-3 ③	3-1 ②	2-1 ②	1-3 ③								
	Y. ALONSO	3	6	15	24	33	42	51				1	3	1	1	1
				5-3 ⑥	4-3 ③	3-1 ②	2-1 ②	1-3 ③								
	R. NEALT	94	7	16	25	34	43	52				0	4	0	0	0
				K2 ①	K5 ③	F6 ③	K2 ③									
	J. PECKER	8	8	17	26	35	44	53				3	4	0	1	1
				5-3 ⑥	4-3 ③	3-1 ②	2-1 ②	1-3 ③								
	A. ROSALES	6	9	18	27	36	45	54				0	4	0	0	0
				5-3 ⑥	4-3 ③	3-1 ②	2-1 ②	1-3 ③								

#: Uniform number

AB: At-bat. A player is not credited with an at-bat if: a) he reaches base via a walk or 'hit by pitch', b) if he 'sacrifices' himself.

BB: Base on Balls (Walk)

BI: (Runs) Batted In: A batter gets credited with one BI for each runner that scores as a result of his plate appearance. This includes when a batter walks with the bases loaded and when a run scores on a 'sacrifice' out. A batter does not get a BI if he hits into a double play, or would have hit into a double play had the person fielding at first base not committed an error. (More commonly referred to as an RBI).

E: Error(s)

H: Hit. A player does not get credited with a hit if he reaches base on an error or as a result of a 'fielder's choice' (when a fielder chooses to put out another runner instead).

IN: The relevant box number of the batter's first plate appearance.

LOB: The number of runners left on base at the end of an inning.

P: (Fielding) Position. This refers to the number or abbreviation as set out below.

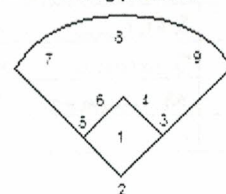
R: Runs.

Additional Batters

Bats			
R. DAVIS			
J. PECKER			
M. SEMIEN			

	1	2	3	4	5	6	7	8	9	10	11	12
Runs	0	3	0	0	2	0	0	1	0	6		
Hits	0	4	2	0	2	1	0	1	0	10		
Errors	0	0	0	0	0	0	0	0	0	0		
LOB	0	1	3	0	1	3	0	0	0	8		

Fielding positions



#	Opp. Pitchers	L/R	IN	O	WLS	BF	IP	H	R	ER	SO	BB	HR
	L. McCullers	R	1	22		22	4.1	8	5	5	6	1	2
	T. SIFF	L	23	23		6	1.1	1	0	0	2	0	0
	J. GUSTAVE	R	29	31		3	0.1	0	0	0	0	2	0
	W. HARRIS	R	32	34		3	1.0	0	0	0	2	0	0
	K. GILES	R	35	38		4	1.0	1	1	1	1	0	0
	L. GREGORIAN	R	39	41		3	1.0	0	0	0	0	0	0

Pitching Lines - #: Uniform number. L/R: Left or right-handed. IN: Relevant scorebox number of the pitcher's first batter faced. O: (out) Relevant scorebox number of the pitcher's last batter faced. WLS: Indicate whether the pitcher was awarded with a Win, Loss or Save. BF: Batters faced (number of). IP: Innings Pitched. H: Hits allowed. R: Runs conceded. ER: Earned runs conceded. SO: Strike Outs. BB: Base on balls (Walks). HR: Home runs conceded.

Auxiliary box

Auxiliary box

Proof Box

Sums must be equal.

AB		
BB		
SAC	R	
HBP	PO	
I/O	LOB	
SUM	SUM	

SAC: Sacrifice outs.
PO: Put Outs.
HBP: Hit by pitch.
I/O: Interference/ Obstruction
LOB: Left on Base.

- 1: Pitcher.
- 2: Catcher.
- 3: First baseman.
- 4: Second baseman.
- 5: Third baseman.
- 6: Shortstop.
- 7: Left fielder.
- 8: Centre fielder.
- 9: Right fielder.

DH: Designated Hitter.
PH: Pinch Hitter.
PR: Pinch Runner.

(i) critical scoring = kmpk, arguably single + e7.